


HaPu*flex* 550

High Voltage AC Lead Exit for Transformers



Application Area

- Lead exit in tank and turret
- Up to 550 kV AC
- AC test voltage: 700 kV
- Lightning impulse voltage: 1550 kV full wave
1800 kV chopped wave
- Switching impulse voltage: 1175 kV

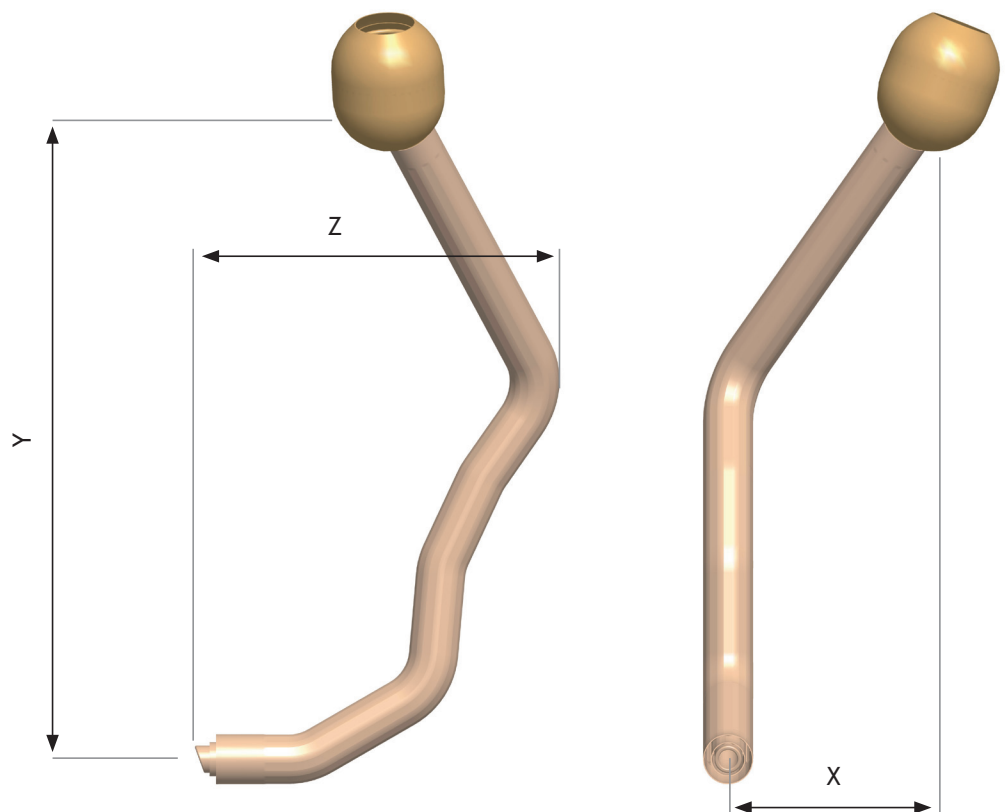
Type test was conducted witnessed by the IPH Institute „Prüffeld für elektrische Hochleistungstechnik GmbH“, an independent third party German test laboratory for electrical equipment.

See also technical report no. 3658.2110286.0231.

Advantages

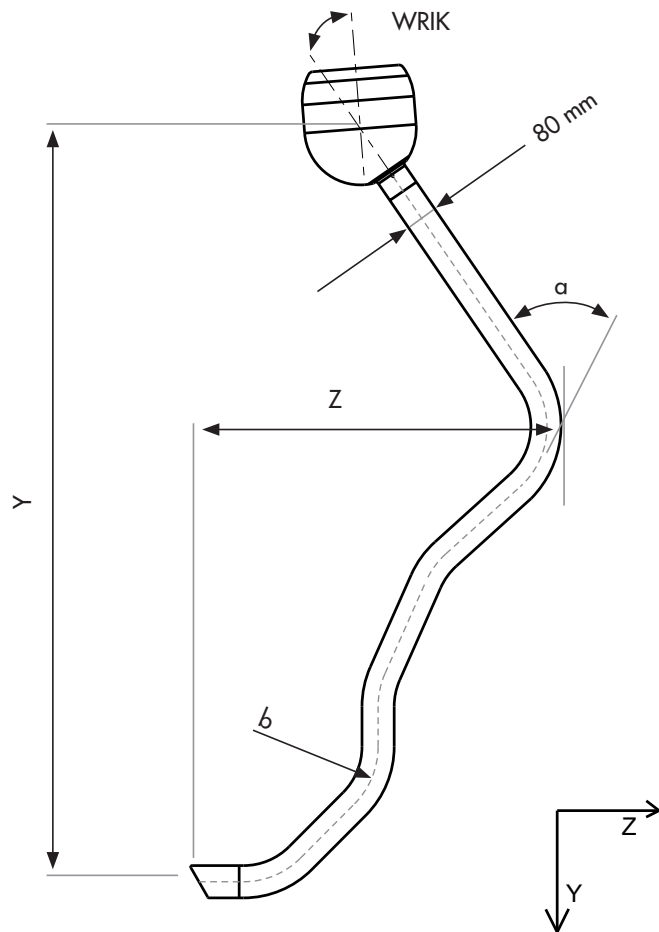
- High flexibility of the lead exit with up to 5 possible turns; angles up to ± 90 degrees possible.
- No molded parts for barrier tubes needed.
- Layout driven Pro E models reduce design time for transformer manufacturers and can be used for 3D-field calculation.
- High production standardization guarantees shortest possible lead time.
- Bushing shield can be adjusted up to 3 degrees in all directions.
- The Bushing shield uses all captive hardware to increase safety during assembly.
- Possibility of preadjustment of the bushing shield enables simple on-site assembly of bushing shield and bushing.
- Customized solutions e.g. for single-phase transformers are available on request.

X min.:	0 mm
X max.:	2200 mm
Y min.:	0 mm
Y max.:	4500 mm
Z min.:	200 mm
Z max.:	2200 mm



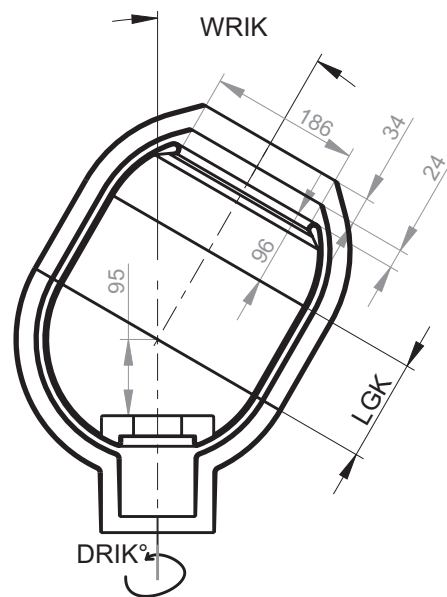
Static tube

Conductor outer diameter:	80 mm
Barrier outer diameter:	158 mm
Number of barriers:	2
X:	0 ... 2200 mm
Y:	0 ... 4500 mm
Z:	200 ... 2200 mm
Turn angle:	-90° ... +90°
Turn radius:	200 mm
Maximum number of turns:	5



Bushing Shield

Angle (WRIK):	0° ... 30°
Rotation (DRIK):	0° ... 360°
Length (LGK):	variable





PUCARO Elektro-Isolierstoffe GmbH
Pucarostr. 1 • 74255 Roigheim • Germany
Tel.: +49 (0) 6298-27 0
Fax: +49 (0) 6298-27 820
info@pucaro.de
www.pucaro.com